

Total Hip Arthroplasty (THA) involves replacement of the damaged portion of the hip with artificial components.


There are **critical measurements** related to the selection, positioning and alignment of the new artificial hip components including:



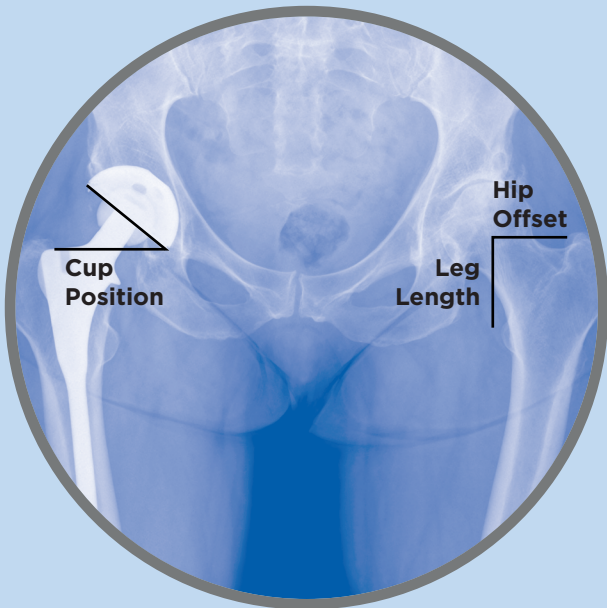
the angle of the new cup



leg length



hip offset



Accurately determining these values can reduce potential complications including:

- readmission to the hospital
- a second hip replacement surgery (revision hip surgery)

Ask your surgeon about using
intellijoint HIP®
for your hip surgery.

Cup Position		Leg Length and Offset		
Inclination	Anteversión	Leg Length	Offset	Anterior
45°	20°	3	0	0
		mm		

Reference Plane		Hip Center of Rotation		
Inclination	Anteversión	Superior	Medial	Anterior
62°	19°	1	2	0
		mm		



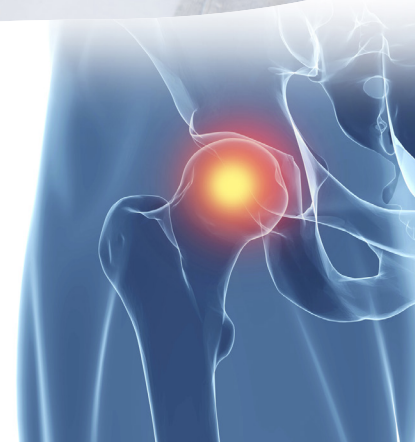
For more information contact:
sales@intellijointsurgical.com

Visit www.intellijointsurgical.com
to learn more.

 **intellijoint**
surgical
Smart. Simple. Sophisticated.



Hip Replacement Surgery
with
intellijoint HIP®



intellijoint HIP®

What is intellijoint HIP and how does it deliver accurate measurements to surgeons?

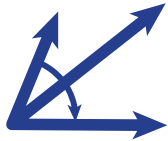
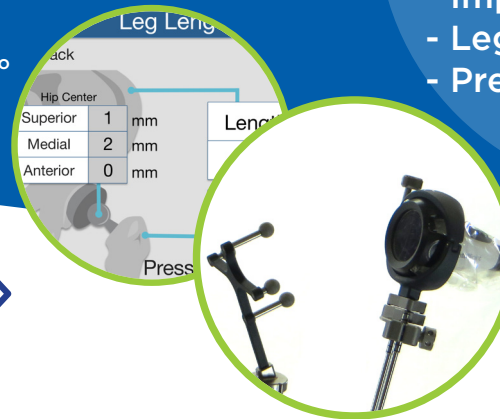
intellijoint HIP is a 3D miniature optical navigation device that provides surgeons with accurate, real-time intraoperative measurements to ensure proper selection & positioning of the new artificial hip implant.

A miniature camera and tracker are used to accurately determine the cup position, leg length and hip offset.

Can assist in the prevention of:

- Revision hip surgery
- Hospital readmission
- Hip instability/dislocation
- Implant loosening
- Leg length inequality
- Premature implant wear

Hip replacement surgery generally leads to positive results however, **dissatisfaction is reported in between 15%¹⁰ and 30% of patients.^{3,4}**



CUP POSITION

The angle of the artificial cup that is fastened to your pelvis is very important.

Malposition of the cup can lead to:

- **hip instability & dislocation**
a painful complication that can result in another trip to the hospital and potentially even another hip surgery to correct the problem. Dislocation/instability are the leading reasons for revision hip procedures¹
- **implant loosening**
- **pain**

62% of cups are not placed within a target range using manual techniques²

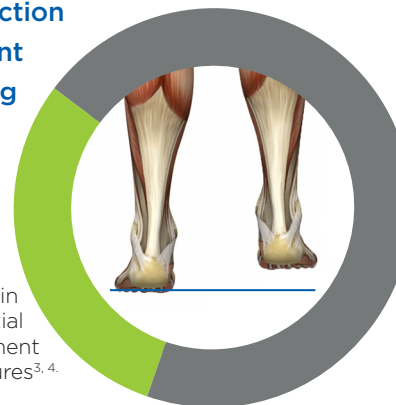


LEG LENGTH

Leg length discrepancy (LLD) is a condition where one leg ends up either shorter or longer than the other following your hip replacement surgery.

LLD can result in:

- **hip and lower back pain**
- **reduced hip function**
- **nerve impairment**
- **difficulty walking**
- **requirement of patients to use a shoe lift**



LLD is reported in **up to 30%** of initial hip replacement procedures^{3,4}.



OFFSET

It is critical to maintain this distance after inserting your new hip components to ensure a successful hip replacement surgery.

Failure to maintain offset can lead to:

- **reduced muscle strength**
- **reduce hip range of motion^{5,6,7,8}**
- **long-term pain⁹**

How are these critical measurements obtained in traditional hip replacement surgery?

- Surgeons use professional judgement to assess the feel of the joint
- Eyeballing the position of the components

intellijoint HIP provides information down to the millimeter. To achieve this level of accuracy, the camera is attached directly to your hip. This requires two small incisions in the crest of the hip. Once the camera is attached, the surgeon has the most accurate and up to date information throughout the surgery and can make the best decisions for each patient.

Full references located at: www.intellijointsurgical.com/references

1. Bozic 2015, 2. Barrack 2013, 3. Wyld 2009, 4. Ranawat 1997, 5. Husby 2010, 6. Yamaguchi 2004, 7. Kiyama 2010, 8. Cassidy 2012, 9. Incavo 2004, 10. Palazzo 2012,